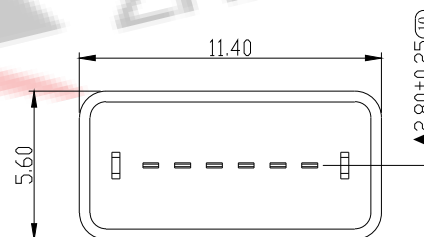
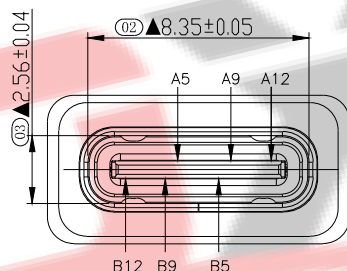
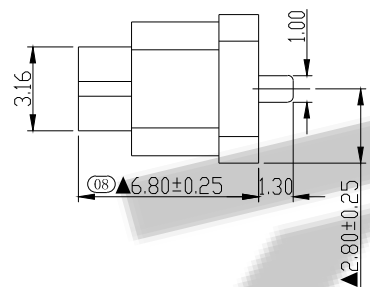
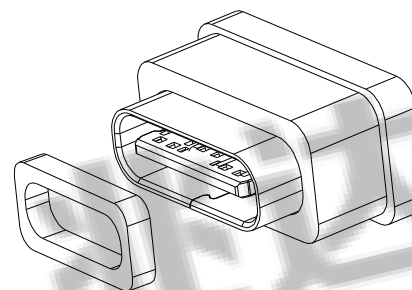
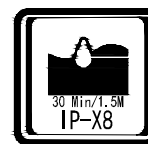
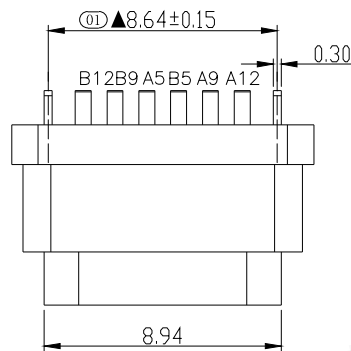
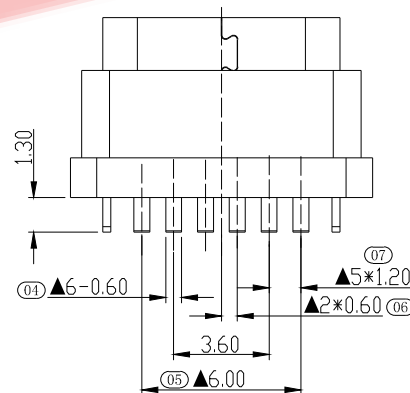
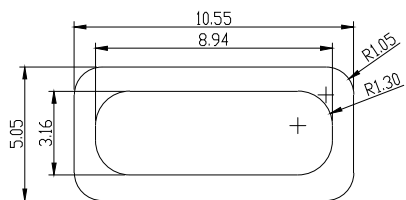


PCB板参考图



密封圈



备注 (NOTE):

- 电气特性:
  - 接触区: 接触电阻40mΩ Max, 允许10mΩ变化. 测试条件: 20mv, 100mA下测量.
  - 接触电流: 3A VBUS引脚; 1.25A用于GND引脚; 其他引脚为0.25A.
  - 额定电压: 5V.
  - 耐受电压: 500 V(AC) for 1 min.
  - 绝缘电阻: 至少100兆欧.
- 机械性能:
  - 插入力: 5-20N
  - 拔出力: 6-20N
  - 插拔次数: 10000次.
  - 推力: 50N min.
  - 剥离强度: 150N min.
  - 扭曲强度: 0.75Nm
- 工作环境: -20°C to +85°C.
- 尺寸标注事项:
  - 图示有标注“▲”记号者为重点尺寸. 首件检验尺寸为 (01)到 (10); 巡检尺寸: (01), (04)至 (10).
  - 图示所有标注“Cpk”尺寸为Cpk检验尺寸.
  - 图示未标注公差之尺寸参考公差表.
  - 图示标注“\*”记号之尺寸为对称尺寸.
- 材料:
  - 塑胶: PA9T 黑色UL94V-0 无卤
  - 端子: C2680镀半金雾锡1U”
  - 壳子: SUS201-1/2H 镀镍24H

A12	A11	A10	A9	A8	A7	A6	A5	A4	A3	A2	A1
GND			VBUS				CC1				
				CC1				VBUS			GND
B1	B2	B3	B4	B5	B6	B7	B8	B9	B10	B11	B12

**ZDX** 深圳市兆达鑫科技有限公司  
Shenzhen Zhao Xin Technology Co., Ltd.

TOLERANCE: X.XX ±0.30 X.XXX ±0.20 X.XXX ±0.10 X.X ±0.10 X.X ±0.05 X.X ±0.05	DRAWN BY : 刘志强	DATE : 2015.08.18	PART NAME: TYPE-C6P防水立式插板H6.8居中脚位	
	CHECKED BY: 李毅	DATE : 2015.08.18	PART NO.	SEE TABLE
UNIT: mm [inch] SCALE: 1:1 SIZE: A4	APPROVED BY: 张少辉	DATE : 2015.08.18	MOLD NO.	
			DRAW NO: ZDHS0600FS215	SHEET NO. 1 OF 1