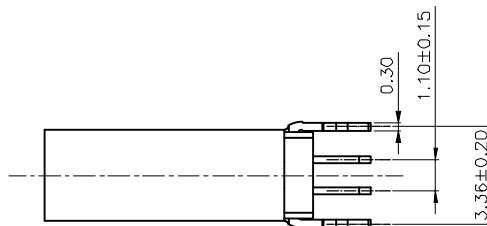
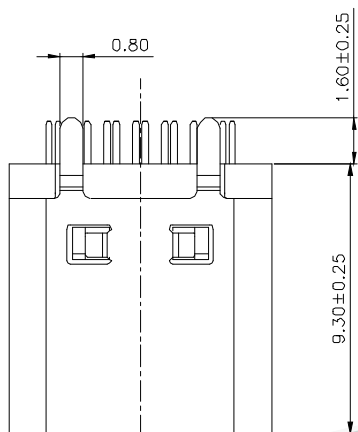
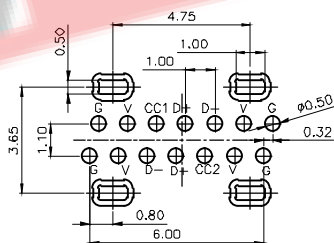
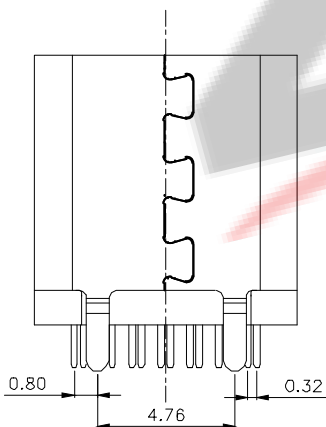
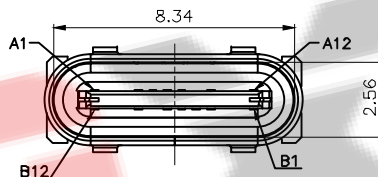


- NOTES:
- 1.MATERIAL:
MOLDING: LCP UL94 V-0
CONTACT: COPPER ALLOY.
GOLD PLATED Min ON CONTACT AREA, 100u"
Min TIN (LEAD FREE) ON SOLDER AREA,
SHELL: SUS304-H,T=0.30±0.03mm
50u" NICKEL PLATING OVER ALL.
SHILD: SUS304-H,T=0.12±0.03mm
 - 2.MECHANICAL:
INSERTION: 5~20N.
EXTRACTION: 8~20N AFTER TEST.
DURABILITY: 10000 CYCLES
 - 3.ELECTRICAL:
CURRENT: 5A FOR VBUS;
1.25A FOR GND PIN.
0.25A FOR OTHER.
VOLTAGE: 20 V MAX
WITHSTANDING VOLTAGE: 100V AC R.M.S.
CONTACT RESISTANCE: 40mΩ MAX.
INSULATION RESISTANCE: 100MΩ MIN.
 - 4.ENVIRONMENTAL
TEMPERATURE RANGE -25°C ~ +85°C



USB TYPE-C FULL-FEATURED RECEPTACLE INTERFACE PIN ASSIGNMENTS



RECOMMENDED P.C.B. LAYOUT
TOLERANCE UNSPECIFIED ±0.05mm

PIN	Signal Name	Description	PIN	Signal Name	Description
A1	GND	Ground return	B12	GND	Ground return
A2			B11		
A3			B10		
A4	Vbus	Bus Power	B9	Vbus	Bus Power
A5	CC1	Configuration Channel	B8		
A6	Dp1	Positive half of the USB 2.0 differential pair-Position 1	B7	Dm2	Negative half of the USB 2.0 differential pair-Position 2
A7	Dm1	Negative half of the USB 2.0 differential pair-Position 1	B6	Dp2	Positive half of the USB 2.0 differential pair-Position 2
A8	SBU1	Sideband Use (SBU)	B5	CC2	Configuration Channel
A9	Vbus	Bus Power	B4	Vbus	Bus Power
A10			B3		
A11			B2		
A12	GND	Ground return	B1	GND	Ground return

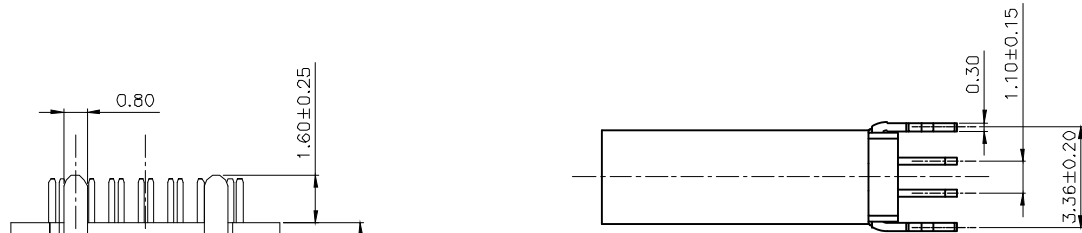
USCX-14FX-XXDX-03

- 1-G.P
- 2-RoHS
- 3-REACH
- 4-HF/无卤
- 1-卷带包装
- 2-PVC盒
- N-可焊锡
- S-雾锡
- T-亮锡
- A-金
- K-黑色
- N-本色

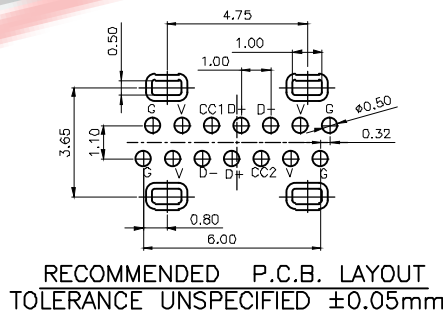
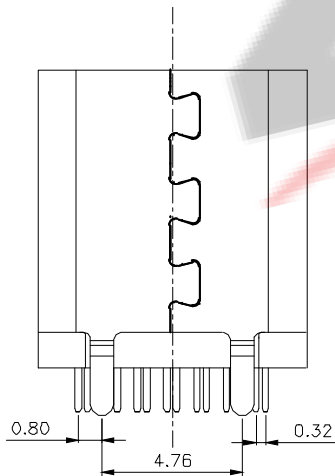
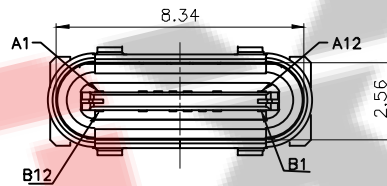
- B-半金雾锡 1u"
- D-半金雾锡 5u"
- F-半金雾锡 15u"
- H-半金雾锡 30u"

ZDX 深圳市兆达鑫科技有限公司
Shenzhen Zhao Xin Technology Co., Ltd.

TOLERANCE: XXX ±0.30 X.XXX ±0.20 X.XXX ±0.10 X.XX ±0.05 X.X ±0.02 X ±0.01	DRAWN BY :	DATE :	PART NAME:	
	刘志强	2015.08.18	TYPE-C 14P母座立式插板H9.3	
UNIT: mm [inch] SCALE: 1:1 SIZE: A4	CHECKED BY :	DATE :	PART NO.	SEE TABLE
	李文毅	2015.08.18	MOLD NO.	
	APPROVED BY :	DATE :	DRAW NO.:	ZDJNKJ00001402
	张少辉	2015.08.18	SHEET NO.	1 OF 1



USB TYPE-C FULL-FEATURED RECEPTACLE INTERFACE PIN ASSIGNMENTS



PIN	Signal Name	Description	PIN	Signal Name	Description
A1	GND	Ground return	B12	GND	Ground return
A2			B11		
A3			B10		
A4	Bus	Bus Power	B9	Vbus	Bus Power
A5	CC1	Configuration Channel	B8		
A6	Dp1	Positive half of the USB 2.0 differential pair-Position 1	B7	Dn2	Negative half of the USB 2.0 differential pair-Position 2
A7	Dn1	Negative half of the USB 2.0 differential pair-Position 1	B6	Dp2	Positive half of the USB 2.0 differential pair-Position 2
A8	SBU1	Sideband Use (SBU)	B5	CC2	Configuration Channel
A9	Vbus	Bus Power	B4	Vbus	Bus Power
A10			B3		
A11			B2		
A12	GND	Ground return	B1	GND	Ground return

- NOTES:
- MATERIAL:
 - MOLDING: LCP UL94 V-0
 - CONTACT: COPPER ALLOY.
 - GOLD PLATED Min ON CONTACT AREA, 100u"
 - Min TIN (LEAD FREE) ON SOLDER AREA,
 - SHELL: SUS304-H, T=0.30±0.03mm
 - 50u" NICKEL PLATING OVER ALL.
 - SHILD: SUS304-H, T=0.12±0.03mm
 - MECHANICAL:
 - INSERTION: 5~20N.
 - EXTRACTION: 8~20N AFTER TEST.
 - DURABILITY: 10000 CYCLES
 - ELECTRICAL:
 - CURRENT: 5A FOR VBUS;
 - 1.25A FOR GND PIN.
 - 0.25A FOR OTHER.
 - VOLTAGE: 20 V MAX
 - WITHSTANDING VOLTAGE: 100V AC R.M.S.
 - CONTACT RESISTANCE: 40mΩ MAX.
 - INSULATION RESISTANCE: 100MΩ MIN.
 - ENVIRONMENTAL
 - TEMPERATURE RANGE -25°C ~ +85°C

USCX-14FX-XXDX-01

- 1-G.P
- 2-RoHS
- 3-REACH
- 4-HF/无卤

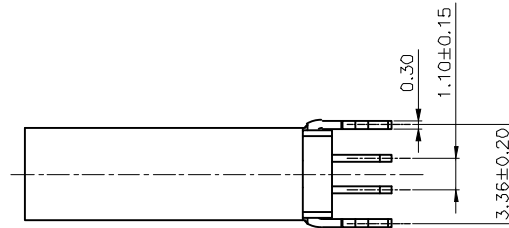
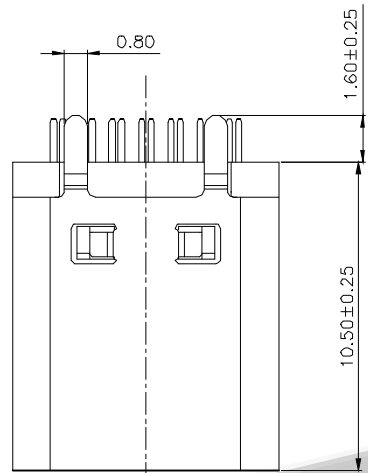
- 1-卷带包装
- 2-PVC盒

- B-半金雾锡 1u"
- D-半金雾锡 5u"
- F-半金雾锡 15u"
- H-半金雾锡 30u"

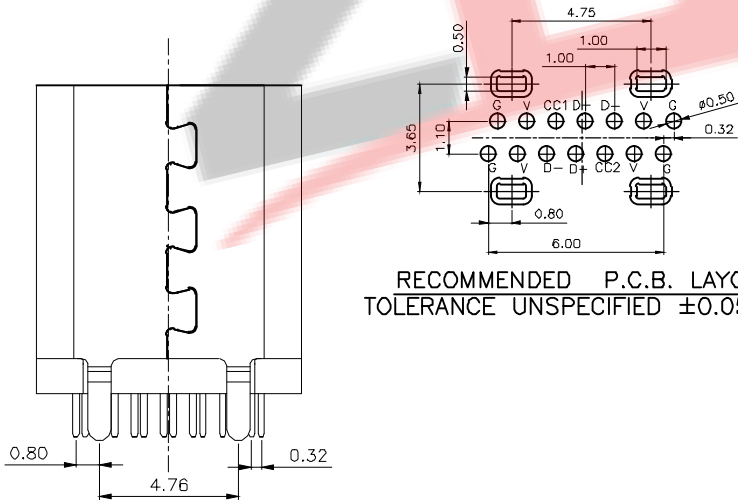
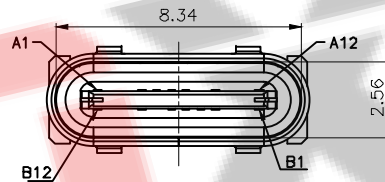
- N-可焊镍
- S-雾锡
- T-亮锡
- A-金
- K-黑色
- N-本色

ZDX 深圳市兆达鑫科技有限公司
Shenzhen Zhao Xin Technology Co., Ltd.

TOLERANCE: X.X ±0.30 X.XX ±0.20 X.XXX ±0.10 X.XX ±.10 X.X ±.05 X ±.02	DRAWN BY :	DATE :	PART NAME:	
	刘志强	2015.08.18	TYPE-C 14P母座立式插板H10.0	
UNIT: mm [inch] SCALE: 1:1 SIZE: A4	CHECKED BY:	DATE :	PART NO.	SEE TABLE
	李文毅	2015.08.18	MOLD NO.	
	APPROVED BY:	DATE :	DRAW NO:	ZDJNKJ00001403
	张少辉	2015.08.18	SHEET NO.	1 OF 1



USB TYPE-C FULL-FEATURED RECEPTACLE INTERFACE PIN ASSIGNMENTS



RECOMMENDED P.C.B. LAYOUT
TOLERANCE UNSPECIFIED ±0.05mm

PIN	Signal Name	Description	PIN	Signal Name	Description
A1	GND	Ground return	B12	GND	Ground return
A2			B11		
A3			B10		
A4	Vbus	Bus Power	B9	Vbus	Bus Power
A5	CC1	Configuration Channel	B8		
A6	Dp1	Positive half of the USB 2.0 differential pair-Position 1	B7	Dn2	Negative half of the USB 2.0 differential pair-Position 2
A7	Dn1	Negative half of the USB 2.0 differential pair-Position 1	B6	Dp2	Positive half of the USB 2.0 differential pair-Position 2
A8	SBU1	Sideband Use (SBU)	B5	CC2	Configuration Channel
A9	Vbus	Bus Power	B4	Vbus	Bus Power
A10			B3		
A11			B2		
A12	GND	Ground return	B1	GND	Ground return

- NOTES:
- MATERIAL:
 - MOLDING: LCP UL94 V-0
 - CONTACT: COPPER ALLOY.
 - GOLD PLATED Min ON CONTACT AREA, 100u"
 - Min TIN (LEAD FREE) ON SOLDER AREA,
 - SHELL: SUS304-H, T=0.30±0.03mm
 - 50u" NICKEL PLATING OVER ALL.
 - SHILD: SUS304-H, T=0.12±0.03mm
 - MECHANICAL:
 - INSERTION: 5~20N.
 - EXTRACTION: 8~20N AFTER TEST.
 - DURABILITY: 10000 CYCLES
 - ELECTRICAL:
 - CURRENT: 5A FOR VBUS;
 - 1.25A FOR GND PIN.
 - 0.25A FOR OTHER.
 - VOLTAGE: 20 V MAX
 - WITHSTANDING VOLTAGE: 100V AC R.M.S.
 - CONTACT RESISTANCE: 40mΩ MAX.
 - INSULATION RESISTANCE: 100MΩ MIN.
 - ENVIRONMENTAL
 - TEMPERATURE RANGE -25°C ~ +85°C

USCX-14FX-XXDX-02

- 1-G.P
- 2-RoHS
- 3-REACH
- 4-HF/无卤
- 1-卷带包装
- 2-PVC盒
- N-可焊镍
- S-雾锡
- T-亮锡
- A-金
- K-黑色
- N-本色

- B-半金雾锡 1u"
- D-半金雾锡 5u"
- F-半金雾锡 15u"
- H-半金雾锡 30u"

深圳市兆达鑫科技有限公司
Shenzhen Zhao Xin Technology Co., Ltd.

<p>TOLERANCE:</p> <p>XXX ±0.30</p> <p>XX ±0.20</p> <p>X.XXX ±0.10</p> <p>X.X ±0.05</p> <p>X.XX ±0.02</p> <p>X.X ±0.01</p>	DRAWN BY :	DATE :	PART NAME:	
	林志强	2015.08.18	TYPE-C 14P母座立式插板H10.5	
<p>UNIT: mm [inch]</p> <p>SCALE: 1:1 SIZE: A4</p>	CHECKED BY :	DATE :	PART NO.	SEE TABLE
	李文毅	2015.08.18	MOLD NO.	
<p>APPROVED BY :</p>	DATE :	DRAW NO.:	ZDJNKJ00001404	
	张少辉	2015.08.18	SHEET NO.	1 OF 1