受控文件

http://www.szzdjmkj.com

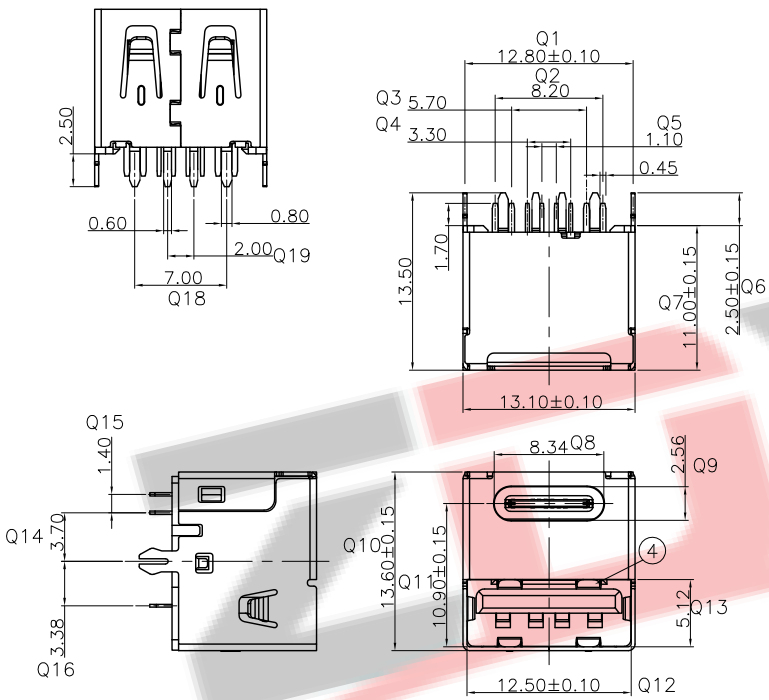

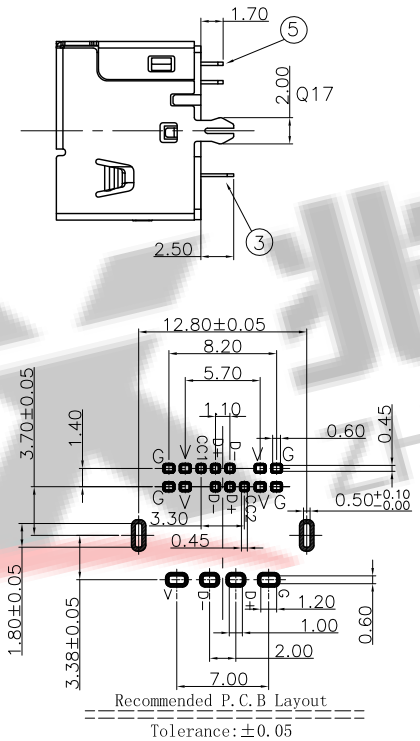

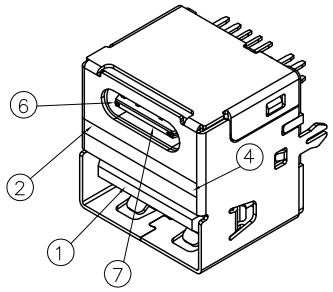

备注（NOTES）：

1. 机械性能:
   1.1 插入力:5~20N.
   1.2 拔出力:5~20N
   1.3 耐久寿命:10000 CYCLES.
2. 电气性能:
   2.1 额定电流:5A MAX .
   2.2 额定电压:30V MAX.
   2.3 耐电压:100V AC.
   2.4 接触阻抗:40mΩ MAX(Initial) ,
   50mΩ MAX(5千次试验后) .
   2.5 绝缘阻抗:100MΩ MIN.
3. 环境温度:
   3.1 温度范围:-30° C ~ +85° C.
   3.2 盐雾:24H.
4. 尺寸标志:
   标有"OKR"为FAI尺寸.
   标有"▽"为重点检验尺寸.
   标有"CPK"为 CPK检验尺寸.

料号说明:

UT20FJ014 SX 01A0

S1: 3u" Gold In Contact Area
100u" Tin In Tail Area
S2: 0.8u" Gold In Contact Area
100u" Tin In Tail Area
S3: 10u" Gold In Contact Area
100u" Tin In Tail Area
S4: 15u" Gold In Contact Area
100u" Tin In Tail Area
S5: 30u" Gold In Contact Area
100u" Tin In Tail Area

序号	描 述	材 质	颜 色	备 注
⑦	TYPE C Moding	LCP+30GF	BLACK	UL 94V-0
⑥	TYPE C中心片	SUS201-H		
⑤	TYPE C端子	C2680-H	——	镀金:G/F Tin 80-120u"Ni:50u"
④	中夹片	SPCC	——	Ni :30-50"
③	USB 端子	C2680-H	——	镀金:G/F Tin 80-120u"Ni:50u"
②	外壳	C2680/SPCC	——	Ni :40-60"
①	主体胶芯	LCP+30GF	BLACK	UL 94V-0

PIN DEFINITION

FRONT VIEW

A12	A11	A10	A9	A8	A7	A6	A5	A4	A3	A2	A1
GND			VBus		D-	D+	CC	VBus			GND
GND			VBus	Vconn				VBus			GND
B1	B2	B3	B4	B5	B6	B7	B8	B9	B10	B11	B12

深圳市兆达鑫科技有限公司
Shenzhen Zhao Xin Technology Co., Ltd.

TOLERANCE: X.X ±0.30, X.XX ±0.20, X.XXX ±0.10, X.° ±10°, .X° ±8°, .X° ±5°	DRAWED BY: 刘志强	DATE: 2015.08.18	PART NAME: TYPEC14P USB 2.0二合一
	CHECKED BY: 李 毅	DATE: 2015.08.18	PART NO. SEE TABLE
			MOLD NO.
UNIT: mm [inch]	APPROVED BY: 张少辉	DATE: 2015.08.18	DRAW NO: ZDJNKJ00001411
SCALE:1:1	SIZE: A4		SHEET NO. 1 OF 1