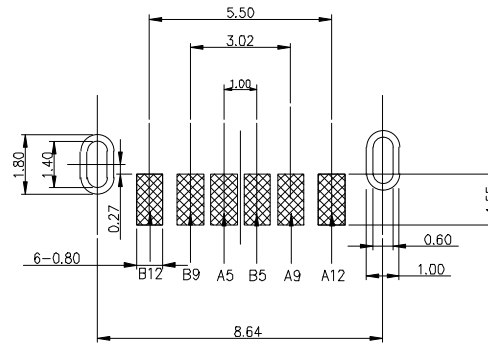
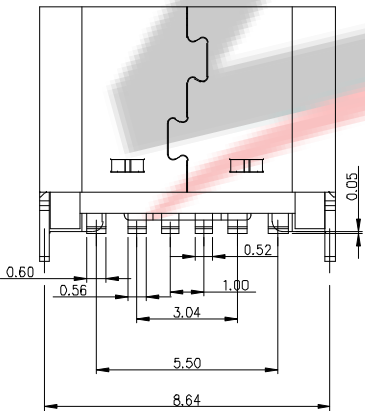
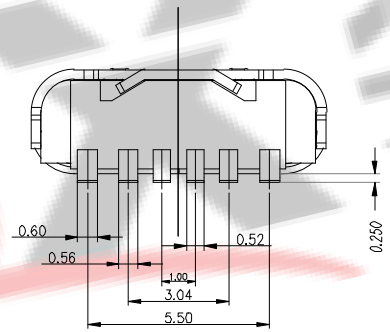
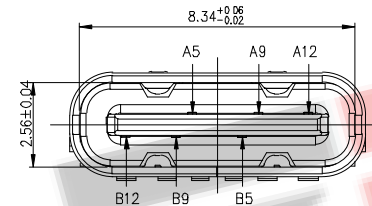
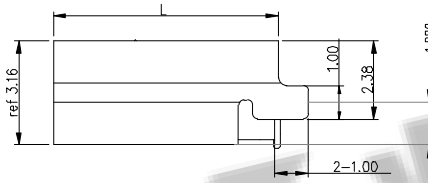
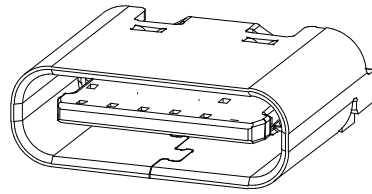
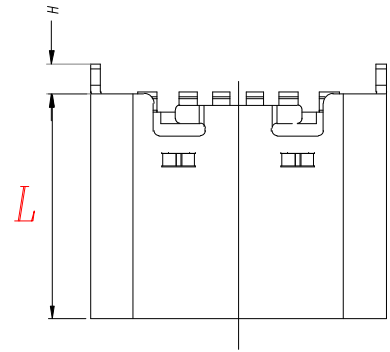


$L = 7.4$



RECOMMENDED P.C.B. LAYOUT
TOLERANCE UNSPECIFIED ±0.05mm

NOTE:

1.MATERIAL SPECIFICATION:

- 1.HOUSING: HIGH TEMPERATURE RESISTANT PLASTIC, UL94 V-0.
- 2.CONTACTS: COPPER ALLOY
- 3.MID PLATE: STAINLESS STEEL
- 4.FRONT SHELL: STAINLESS STEEL

2.PLATING SPECIFICATION:

2-1.CONTACTS:

Ni 50u" MIN. UNDER PLATED OVER ALL.

Au PLATED ON THE FUNCTIONAL AREA OF CONTACT.

(GOLD PLATING THICKNESS FOLLOW THE P/N)

PLATING SPECIFICATIONS OF THE SOLDER AREA FOLLOW THE P/N

2-2.FRONT SHELL:

SEE TABLE 1.

2-3.SHIELD PLATE&EMI PLATE:

CLEAR ONLY

3.MECHANICAL PERFORMANCE,

- 3-1.INSERTION FORCE: 0.5~2.0kgf.
- 3-2.REMOVAL FORCE: 0.8kgf~2.0kgf.
- 3-3.DURABILITY: 10000 CYCLES.

4.ELECTRICAL PERFORMANCE,

- 4-1. CURRENT RATING: 3.0A
- VOLTAGE RATING: 5.0V

4-2. LLCR:

VBUS & GND PINS AND OTHER PINS: 40mΩ/PIN MAX.

SHIELD: 50mΩ/MAX.

LLCR MAX. CHANGE OF ALL PINS: 10mΩ.

4-3.INSULATION RESISTANCE: 100MΩ MIN

4-4.DIELECTRIC WITHSTAND VOLTAGE, AC 100V FOR 1 MINUTE.

5. ENVIRONMENTAL PERFORMANCE:

OPERATING TEMPERATURE: -25°C~+85°C.

6.IR REFLOW:

THE PEAK TEMPERATURE ON THE BOARD SHALL BE MAINTAINED FOR 10 SECONDS AT 260°C.

PIN ASSIGNMENTS

A5	CC1	B12	GND
A9	VBUS	B9	VBUS
A12	GND	B5	CC2
PIN	SIGNAL NAME	PIN	SIGNAL NAME

H	H	=0.9
H	H	=1.5

ZDX 深圳市兆达鑫科技有限公司
Shenzhen Zhao Xin Technology Co., Ltd.

TOLERANCE: XXX ±0.30 XX ±0.20 X.XXX ±0.10 X.X ±0.05 X.XX ±0.02	DRAWN BY : 刘志强	DATE : 2015.08.18	PART NAME: TYPE-C6P立式贴板L=7.4
UNIT: mm [inch]	CHECKED BY: 李文毅	DATE : 2015.08.18	PART NO. SEE TABLE
SCALE: 1:1	APPROVED BY: 张少辉	DATE : 2015.08.18	MOLD NO.
SIZE: A4			DRAW NO: ZDJNKJ0000009A
			SHEET NO. 1 OF 1