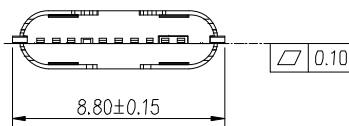
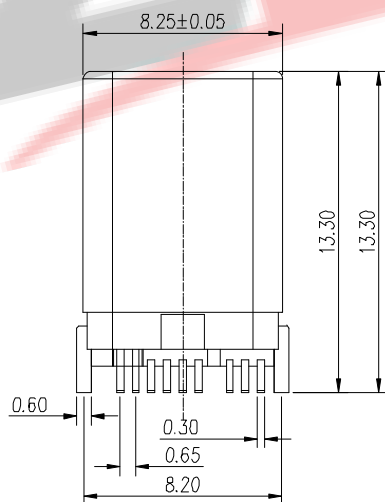
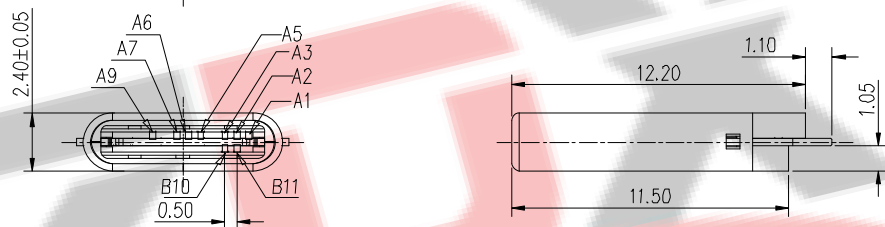


RECOMMENDED P.C.B. LAYOUT  
TOLERANCE UNSPECIFIED ±0.05mm



Specification:  
 1.Electrical Characteristics:  
 Contact Current Rating: 3 Amperes Max.  
 Rated Voltage: 30V Max.  
 Dielectric Withstanding Voltage: AC 100V r.m.s.  
 Insulation Resistance: 100 MΩ Minimum.  
 Contact Resistance: 40 mΩ Maximum.  
 2.Environmental:  
 Operating Temperature: -30°C~+85°C.  
 3.Mechanical Characteristics:  
 Insertion Force: 20N max.  
 Withdrawal Force: 5~20N.  
 Durability Cycles: 10000 Cycles.

5	EMC SPRING	Stainless Steel; T=0.10mm;
4	CONTACT	Copper Alloy; Au1u"
3	LATCH	Stainless Steel; T=0.3mm;
2	HOUSING	LCP Thermoplastic, UL94V-0;
1	SHELL	Stainless Steel; T=0.15mm;
NO.	NAME	DESCRIPTION

A12	A11	A10	A9	A8	A7	A6	A5		A3	A2	A1
			VBUS		D-	D+	CC		TX1-	TX1+	GND
									RX1-	RX1+	
B1	B2	B3	B4	B5	B6	B7	B8	B9	B10	B11	B12

**ZDX** 深圳市兆达鑫科技有限公司  
Shenzhen Zhao Xin Technology Co., Ltd.

TOLERANCE: X.X ±0.30 X.XX ±0.20 X.XXX ±0.10 X.XX ±0.10 X.X ±0.10 X.X ±0.10 X.X ±0.10 X.X ±0.10	DRAWN BY :	DATE :	PART NAME:	
	刘志强	2015.08.18	TYPE-C9P公头单排拉伸无插脚	
UNIT: mm [inch] SCALE: 1:1 SIZE: A4	CHECKED BY :	DATE :	PART NO.	SEE TABLE
	李毅	2015.08.18	MOLD NO.	
APPROVED BY : 张少辉	DATE :	DRAW NO.:		
	2015.08.18	SHEET NO.	1 OF 1	