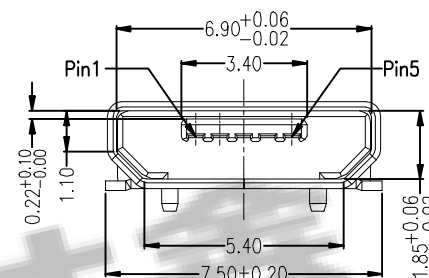
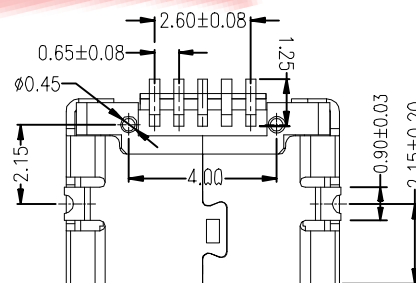
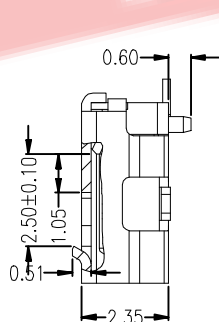
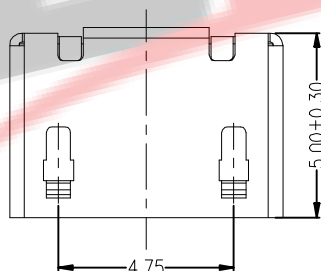
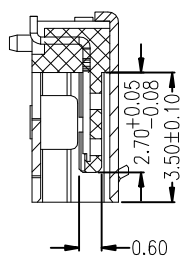


RECOMMENDED PCB LAYOUT
PCB图仅供参考



备注:

1. 产品规格:
 - 1-1. 插入力: 35N MAX.
 - 1-2. 拔出力: 10N MIN. INITIAL 8-20N AFTER
 - 1-3. 额定电流: 1.0A
 - 1-4. 额定电压: 30V
 - 1-5. 耐久性: 10000 CYCLES MIN.
 - 1-6. 耐电压: 100V AC MIN.
 - 1-7. 接触阻抗: 30mΩ MAX. INITIAL; 40mΩ MAX AFTER
 - 1-8. 绝缘电阻: 100MΩ MIN
 - 1-9. 工作温度: -30° TO +80°
2. 材质:
 - 2.1 胶芯: LCP UL94V-0
 - 2.2 端子: C2680R-H, 镍底, 镀金1μ"
 - 2.3 外壳: SUS201/301, 表面镀雾锡/镀镍
3. 重点尺寸标识"▲"符号



ZDX 深圳市兆达鑫科技有限公司
Shenzhen Zhao Xin Technology Co., Ltd.

TOLERANCE: X:XX ±0.30 X:XX ±0.20 X:XXX ±0.10 X:○ ±0.10 X:○ ±0.05 X:○ ±0.02	DRAWN BY :	DATE :	PART NAME:	
	刘志强	2015.08.18	MC5P母座全贴板直边	
UNIT: mm [inch] SCALE: 1:1 SIZE: A4	CHECKED BY:	DATE :	PART NO.	SEE TABLE
	李毅	2015.08.18	MOLD NO.	
	APPROVED BY:	DATE :	DRAW NO:	ZDXMICROM30065
	张少辉	2015.08.18	SHEET NO.	1 OF 1