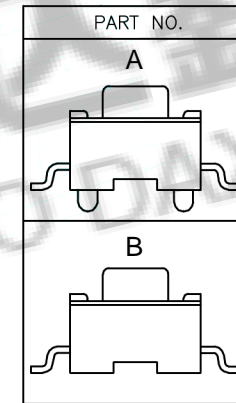


Circuit Diagram

NO.2	
PART NO	VIGOR
1	90±30
2	130±30
3	180±30
4	250±30
5	350±50

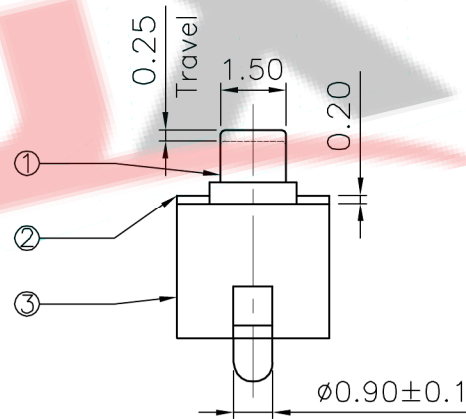
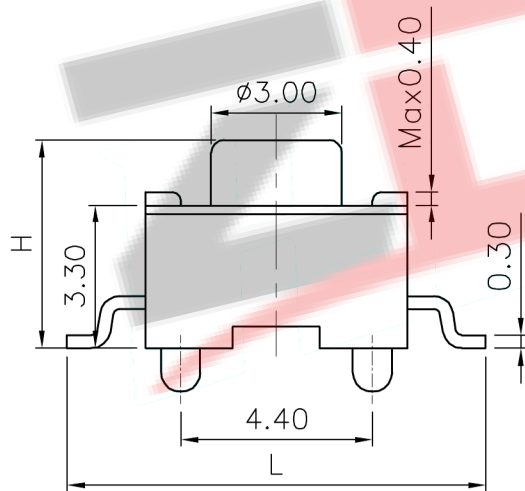
NO.3	
PART NO	MATERIAL/QTY
S	SUS/1PC
D	SUS/2PCS

NO.4		
PART NO	L	L1
A	8	10
B	8.5	11
C	9	11
D	9.5	12
E	10	12



NO.1	
PART NO	H
A	4.3
C	5

NO.5-NO.6	
PART NO	NOTE
01~99	SERIAL NUMBER



⑤	Terminal	—	2	Brass(0.30t)	Plating silver	—
④	Contact	—	1	F.Ag/SUS	Plating silver	—
③	Base	—	1	PA46	WHITE	—
②	Cover	—	1	SPCC	Plating Nickel	—
①	Keystoke	—	1	PA46	WHITE	—
ITEM	PART NAME	TER'NO.	QTY.	MATERIAL	FINISHING	REMARK

APPROVALS			DATE		ZDX 深圳市兆达鑫科技有限公司 Shenzhen Zhao Xin Technology Co., Ltd.	
DRAWN	刘志强	2015.08.18	TITLE:	TACT SWITCHS		
CHECKED	李文毅	2015.08.18	PART NO.	3X6X(4.3-8)MM(SMT)		
APPROVALS	张少辉	2015.08.18	TOLERANCES ARE	30~以上 ±0.30	10~30 ±0.20	ANGLE
				5~10 ±0.15	~ 5 ±0.10	±2'
			UNIT:	mm	SCALE:	1:1
			DRAWING NO.		PROJ:	
						SHEET 1 OF 1

ECN NO.	REV.	DATE.	DESCRIPTION.	CHANGE.	CHECK.	APPRO.
	A		NEW			