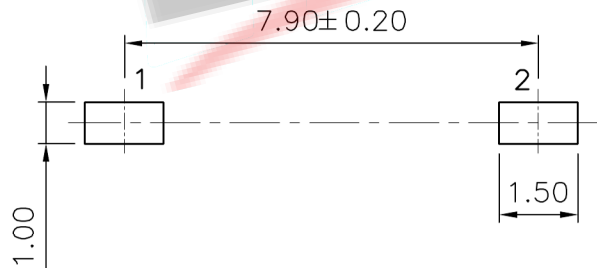
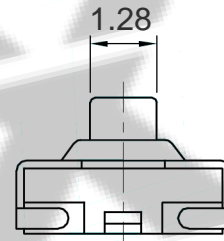
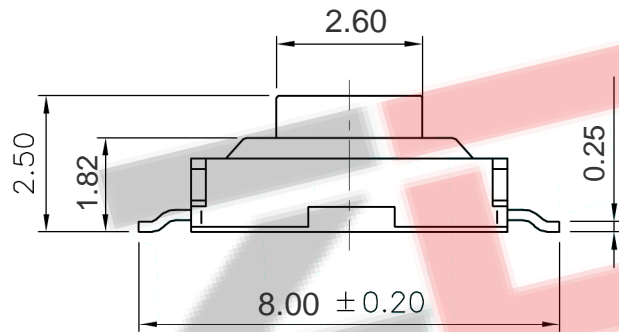


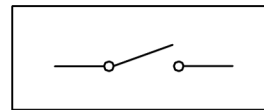
NO.1	
PART NO	vigor
1	90±30
2	130±30
3	180±30
4	250±30
5	350±50

NO.2	
Contact	MATERIAL/QTY.
S	SUS/1PC
D	SUS/2PCS

NO.3-NO.4	
PART NO	NOTE
01~99	SERIAL NUMBER



PCB Layout(Pattern Side)



Circuit Diagram

ITEM	PART NAME	TER'NO.	QTY.	MATERIAL	FINISHING	REMARK
⑥	TERMINAL 2	—	1	Brass(0.20t)	Ag-PLATED	——
⑤	TERMINAL 1	—	1	Brass(0.20t)	Ag-PLATED	——
④	Cover	—	1	Sheet Iron	Plating Nickel	——
③	Contact	—	1	Stainless Steel	Ag-PLATED	——
②	Base	—	1	NYLON	Black	——
①	Keystoke	—	1	NYLON	White	——

APPROVALS			DATE		ZDX 深圳市兆达鑫科技有限公司 Shenzhen Zhao Xin Technology Co., Ltd.		
DRAWN	刘志强	2015.08.18	TITLE:	TACT SWITCHS			
CHECKED	李文毅	2015.08.18	PART NO.	3X6X2.5MM(SMT) 拉伸			
APPROVALS	张少辉	2015.08.18	TOLERANCES ARE	30~以下 ±0.30	10~30 ±0.20	5~10 ±0.15	~ 5 ±0.10
			ANGLE	UNIT: mm	SCALE: 1:1	PROJ:	
			±2'	DRAWING NO.		SHEET	1 OF 1

ECN NO.	REV.	DATE.	DESCRIPTION.	CHANGE.	CHECK.	APPRO.
	A		NEW			