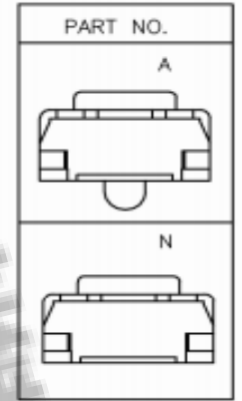


Circuit diagram

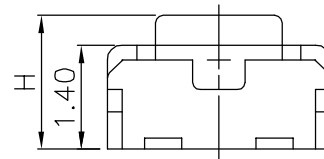
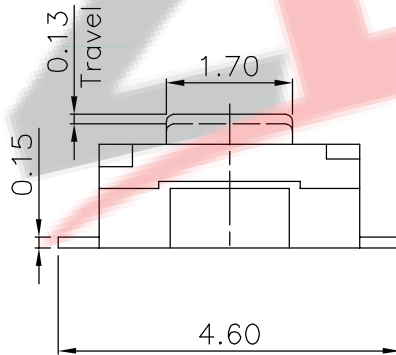


FCE Layout(Fattern Side)

NO.1	
PART NO	H
A	1.80
B	1.87
C	1.92
D	2.00
E	2.50

NO.2	
PART NO	VIGOR
1	90±30
3	180±30
4	250±30

NO.3-NO.4	
PART NO	NOTE
01~99	SERIAL NUMBER



⑤	Terminal	—	4	Phosphor Bronze	Plating silver	—
④	Contact	—	2	F.Ag/SUS	—	—
③	Base	—	1	Nylon	Black	—
②	Cover	—	1	SUS	Plating Nickel	—
①	Keystoke	—	1	Nylon	Black	—
ITEM	PART NAME	TER'NO.	QTY.	MATERIAL	FINISHING	REMARK

APPROVALS			DATE		ZDX 深圳市兆达鑫科技有限公司 Shenzhen Zhao Xin Technology Co., Ltd.		
DRAWN	刘志强	2015.08.18	TITLE:	TACT SWITCHS			
CHECKED	李文毅	2015.08.18	PART NO.	3X4X2MM四脚(SMT)			
APPROVALS	张少辉	2015.08.18	UNIT: mm	SCALE: 1:1	PROJ:		
TOLERANCES ARE	30~以上	±0.30	ANGLE	±2'	DRAWING NO.	SHEET	1 OF 1
	10~30	±0.20					
	5~10	±0.15					
	~ 5	±0.10					

ECN NO.	REV.	DATE.	DESCRIPTION.	CHANGE.	CHECK.	APPRO.
—	A	—	NEW	—	—	—