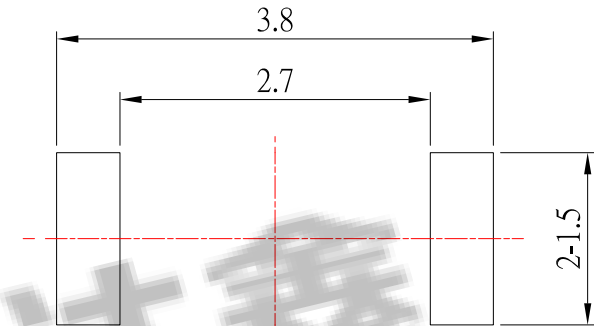
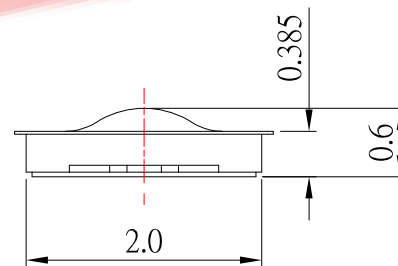
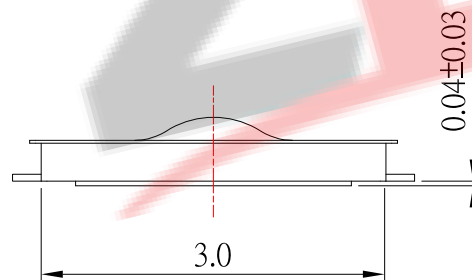


CIRCUIT DIAGRAM



P.C.B LAYOUT MOUNTING PATTERN



SPECIFICATIONS

Rating	DC 15V 20mA	
Contact Resistance	500mΩ Max.	
Travel	0.13 ± 0.1mm	
Operating Force	3 240 ± 70gf	4 330 ± 70gf
Operating Life (cycles)	500,000	300,000

④	Dust cover	—	1	KAPTON FILM	Yellow	—
③	Terminal	—	2	Phosphor Bronze	Plating silver	—
②	Contact	—	2	F.Ag/SUS	Plating silver	—
①	Base	—	1	Nylon	Black	—
ITEM	PART NAME	TER'NO.	QTY.	MATERIAL	FINISHING	REMARK

APPROVALS			DATE		深圳市兆达鑫科技有限公司 Shenzhen Zhao Xin Technology Co., Ltd.	
DRAWN	刘志强	2015.08.18				
CHECKED	李文毅	2015.08.18	TITLE:	TACT SWITCHS		
APPROVALS	张少辉	2015.08.18	PART NO.	2X3X0.6MM四脚SMT		
TOLERANCES ARE	30~以上	±0.30	ANGLE	UNIT:	mm	PROJ:
	10~30	±0.20		SCALE:	1:1	
	5~10	±0.15		DRAWING NO.		
	~ 5	±0.10			SHEET	

—	A	—	NEW	—	—	—
ECN NO.	REV.	DATE.	DESCRIPTION.	CHANGE.	CHECK.	APPRO.