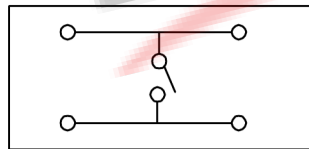
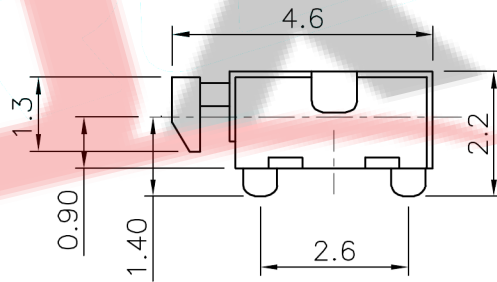
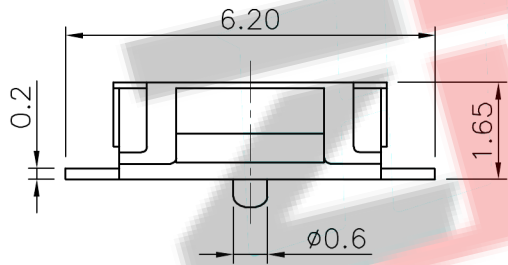


PCB Layout recommended

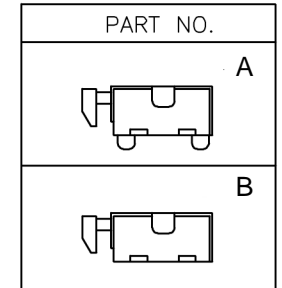


Circuit diagram

NO.1	
PART NO	vigor
2	130±30
3	160±30
4	250±30

NO.3-NO.4	
PART NO	NOTE
01~99	SERIAL NUMBER

NO.2	
PART NO	MATERIAL/QTY.
S	SUS/1PC
D	SUS/2PCS



⑤	TERMINAL	—	4	Phosphor Bronze	Ag-PLATED	——
④	Shell	—	1	SUS	Natural	——
③	Contact	—	1	Stainless Steel	Ag-PLATED	——
②	Base	—	1	NYLON	Black	——
①	Keystoke	—	1	NYLON	Gray	——
ITEM	PART NAME	TER'NO.	QTY.	MATERIAL	FINISHING	REMARK

APPROVALS			DATE		ZDX 深圳市兆达鑫科技有限公司 Shenzhen Zhao Xin Technology Co., Ltd.		
DRAWN	刘志强	2015.08.18	TITLE:	TACT SWITCHS			
CHECKED	李文毅	2015.08.18	PART NO.	3.5X4.8X1.65MM中龟			
APPROVALS	张少辉	2015.08.18	UNIT: mm	SCALE: 1:1	PROJ:		
TOLERANCES ARE		30~以上 ±0.30	ANGLE	UNIT: mm	SCALE: 1:1	PROJ:	
		10~30 ±0.20					
		5~10 ±0.15					
		~ 5 ±0.10					
		±2'	DRAWING NO.			SHEET 1 OF 1	

ECN NO.	REV.	DATE.	DESCRIPTION.	CHANGE.	CHECK.	APPRO.
—	A	—	NEW	—	—	—